



## **COMPETITION REVIEW COMMITTEE & OPERATION TEAM**

### **Competition Update Proposal for 2016-17 season**

November 26, 2015 version 1.7

The competition review committee (CRC) chaired by Trevor Wall and comprised of Ian Tetley, Bill Rourke, Hugh Murphy, Bill Duck, Danielle Inglis, Sue McKnight, Kathy Brown, Jake Higgs, Rick Thurston, Gerry Guerts along with Stephen Chenier and Dave Hutchison from the operational team, have reviewed each competition with a focus on participants, budget and event viability. The committee is now prepared to present their findings to the Ontario curling community.

The committee will present their findings in the following manner:

- Conference Call ( Board & Zone Representatives) Sunday, November 22 @ 8:30 pm
- Conference Call ( Curling public at large) Sunday, November 29 @ 8:00 pm
- Conference Call ( Curling public at large) Wednesday, December 2 @ 8:00 pm

At the conclusion of all calls the committee will review any input or discussion and present its proposals to the Board on December 5<sup>th</sup>. The new process will then be handed over to operations to prepare calendars and communicate to all parties the new competition program for the 2016-17 season. All input received via conference calls, emails and personal calls will be reviewed within the operational plan going forward.

The committee proposed the suggestions based on the following two types of events:

- Championships that lead to a National Event
  1. Men's Tankard
  2. Women's Scotties (SToH)
  3. Senior Men & Women
  4. U21 Men and Women (previously Junior)
  5. U18 Boys and Girls (previously Bantam)
  6. Master Men & Women
  7. Curling Club Championship
  8. Mixed
  9. Mixed Doubles

Each of these Events will have a unique process per the guidelines for the event, historical entries, venue requirements and costing.

- Championships that lead to a Provincial Event (Part A)
  1. Colts & Trophy
  2. Intermediate Men & Women
  3. Senior Mixed
  4. U-18 Mixed (used to be Bantam Mixed)



The above Championships will be conducted under the following base criteria for qualifying. Each Event will involve a qualifying process that will advance eight (8) teams to a Provincial Championship. The criteria will follow these basic principles:

- A. If historical entries are **less than thirty-two (32)** Two (2) Qualifiers with four (4) teams each advancing to Provincials
  - B. If historical entries are **up to sixty-four (64)** Four Qualifiers with two(2) teams each advancing to Provincials.
  - C. If historical is **greater than sixty-five (65)** Eight (8) Combined Zones advancing four (4) teams each to Regions with two (2) teams at each Region advancing to Provincials.
- Championships that lead to a Provincial Event (Part B)
    1. Challenges Men & Women
    2. Tankards Men & Women
    3. U-21 Mixed Doubles (replaces Junior Mixed)

Each of these Events has their own criteria based on the special nature of the event and is defined in the appropriate page for that Event.

Definitions:

Weighted Average: In all combined Zones a system of weighted average will be utilized with a guaranteed minimum of entries and the balance being assigned using standard percentage ratio.

Example: Zone A has 6 entries, Zone B has 6 entries TOTAL = 12  
 Zone C has 9 entries, Zone D has 12 entries TOTAL = 21  
 OVERALL TOTAL = 33

Each combined Zone will receive 2 entries (total of 4) plus the additional 4 entries would be assigned  $(\text{Zone 'A' + Zone 'B'}) / \text{OVERALL} \times 4 = (6+6) / 33 * 4 = 1.45$  or 1 entries

$(\text{Zone 'C' + Zone 'D'}) / \text{OVERALL} \times 4 = (9+12) / 33 * 4 = 2.79$  or 3 entries.

In this scenario Combined Zone A/B would qualify – Guaranteed 2 + 1 for a total of 3

While Zone C/D would qualify – Guaranteed 2 + 3 for a total of 5 entries.

OJCT Points: The OCA will use a hybrid calculation system to calculate points for the OJCT/OCT junior tours entry to Provincial. The ultimate goal is to award the Provincial berth to the team that has demonstrated their ability during the fall season.



**Men's Tankard**

2015 Entries	93
2014	89
2013	107

Average Entries 96

Median Value 98

**Provincial ten (10) teams.** A ten (10) team Provincial sets the standards of a round robin to a page playoff while creating a process that furthers the goal of creating an event that is prestigious and difficult to attain. The ultimate goal of this Championship must be to declare the best team(s) for the Provincial and to have the winning team being prepared to advance and represent Ontario at the highest level.

Eight (8) Combined Zones – each advancing a guaranteed two (2) entries to Regions with another four (4) entries being assigned using weighted-average calculations. Each draw will be self seeded by the participating teams in the event.

**Each combined Zone will advance two (2) teams with four (4) more assigned (weighted average).**

Two (2) Regions – advancing three (3) teams to Provincials

Four (4) berths will be awarded to CTRS points teams per Region. Each qualifying team will be asked in order of qualifying points to participate in the region of their choice. Once each regions four (4) positions are filled the remaining teams will be entered in the other Region. A qualifying team may refuse the direct entry and start at the Zone level. This entry will then be offered to the next available CTRS team in order of ranking. Remaining teams will self-rank (teams 5-16) without input from CTRS byes.

**Each Region will advance three (3) teams to Provincial.**

Two (2) Challenge Round Qualifiers

A single challenge round will be held with a maximum of sixteen (16) entries. A point system will be used to qualify entries to the Challenge Round. If the number of entries received is greater than sixteen (16) each entry will be ranked based on their challenge round points entry form.

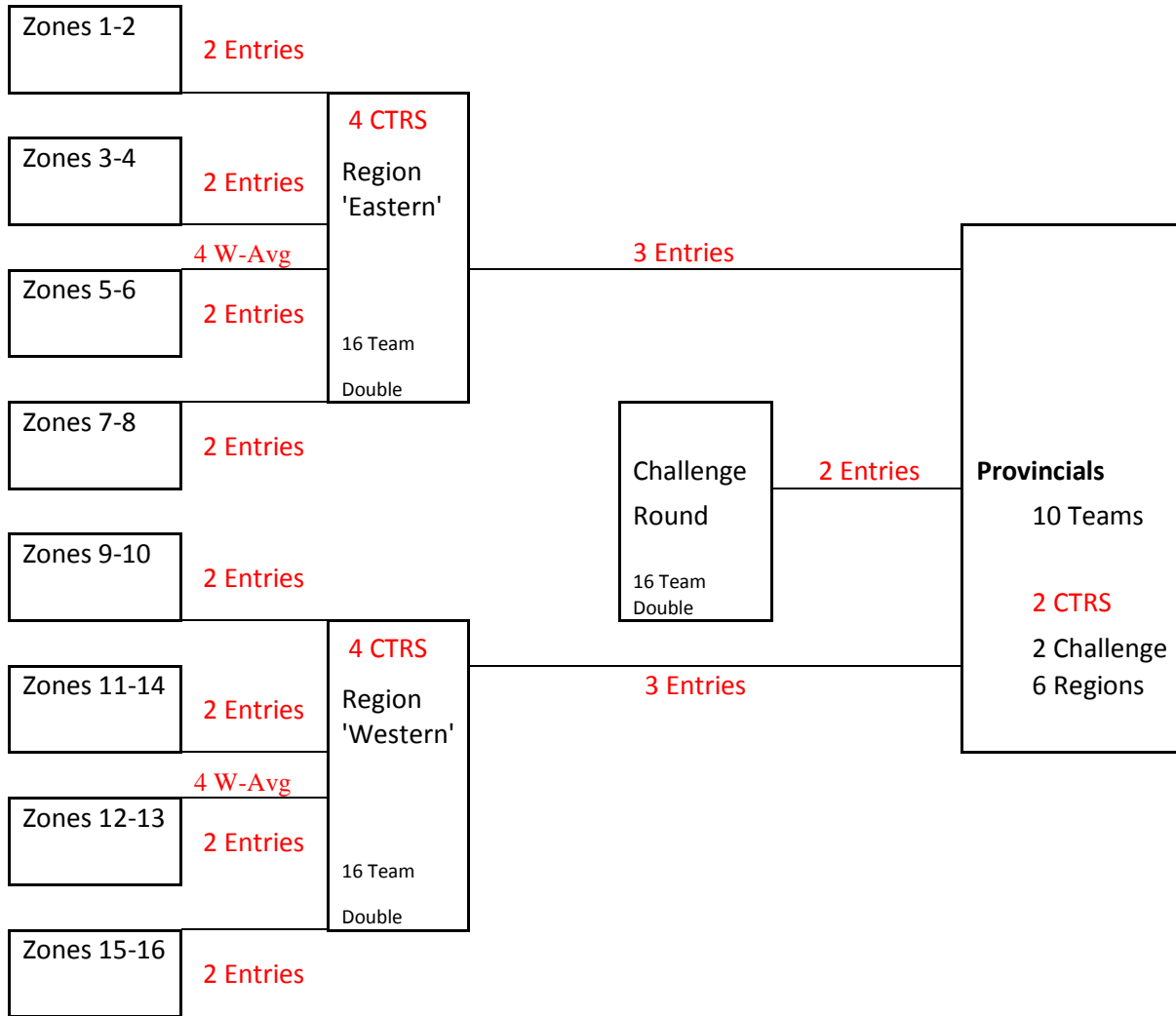
**The challenge round Qualifier will advance two (2) teams to Provincials.**

CTRS Points Leaders – Two (2) teams advance to Provincials

Points to be calculated from July 1 to End of Canada Cup annually.

**The CTRS system will advance two (2) teams to Provincials.**

Men's Tankard Diagram



**Women's Scotties (SToH)**

2015 Entries	35		
2014	37		
2013	51	Average Entries	41
		Median Value	46

**Provincial eight (8) teams.** With an eight (8) team Provincial the standards of a round robin to a three (3) team playoff create a process that furthers the goal of hosting an event that is prestigious and difficult to attain. The ultimate goal of this Championship must be to declare the best team(s) for the Provincial and to have the winning team being prepared to advance and represent Ontario at the highest level. The final objective of this process is to when available combine the Men's and Women's Event in an arena setting.

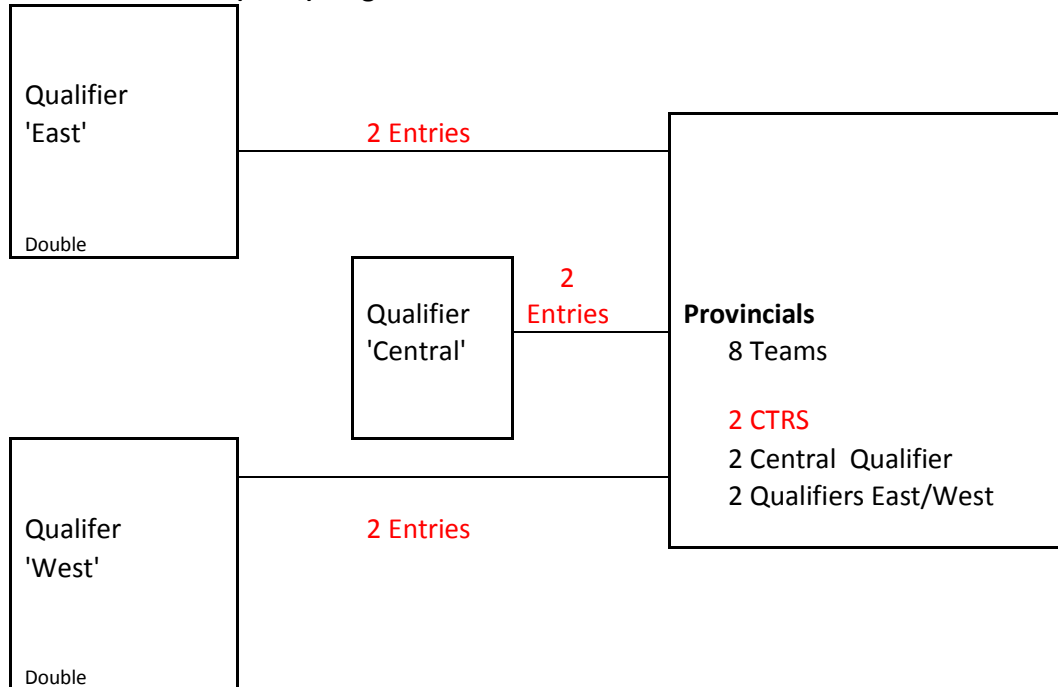
Three (3) Qualifying sites – two (2) early followed by one (1) later each advancing two teams to the Provincials. All qualifiers will be self-seeded and teams will be allowed to enter the qualifier of their choice. The later qualifier will be open to any team(s) willing to enter whether they have competed previously. Teams may also reform and submit an entry if all players are members of the same club prior to entry deadline.

**Each Qualifier will advance two (2) teams to Provincials.**

CTRS Points Leaders – Two (2) teams advance to Provincials  
 Points to be calculated from July 1 to End of Canada Cup annually.

**The CTRS system will advance two (2) teams to Provincials.**

**Women's Scotties (SToH) Diagram**





**Senior (Men & Women)**

2015 Entries	Men 86	Women 42			
2014	102	43			
2013	110	50	Average Entries	99/45	Median Value 98/46

Senior Men’s Event

**Provincial Event – eight (8) teams advancing to a three (3) team playoff.**

Eight (8) Combined Zones – each advancing a guaranteed two (2) entries to three (3) Qualifiers  
 With another four (4) entries being assigned using weighted-average calculations.

Three (3) Qualifiers – advancing two (2) teams directly to Provincials

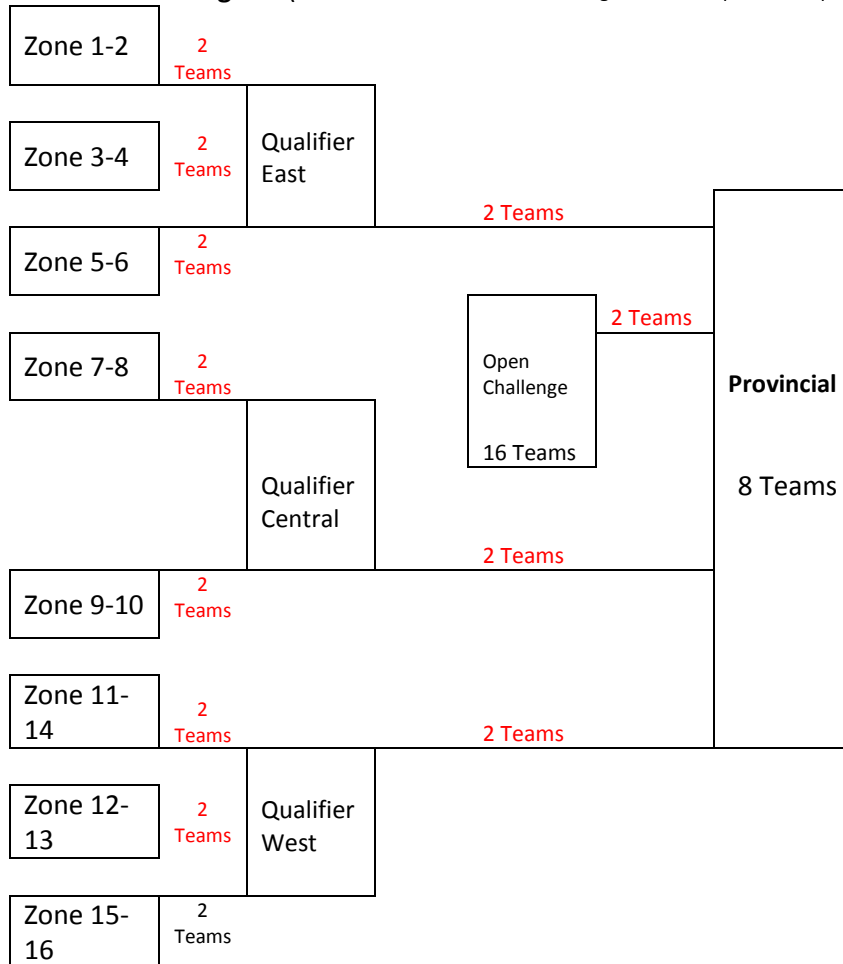
A total of eight (8) teams will participate at each Qualifier for two (2) berths in the Provincials. All draws will be self seeded by the competitors in that Region.

**Each Qualifier will advance two (2) teams to Provincial.**

One (1) Open Challenge – advancing two (2) teams to Provincials

An open challenge round available to sixteen (16) teams – ranking process to be determined using finish at Zones/Qualifiers (rules committee to finalize).

**Senior Men’s Diagram** (Note – combined Zones will be assigned to each qualifier on previous years entries to equalize average entries)



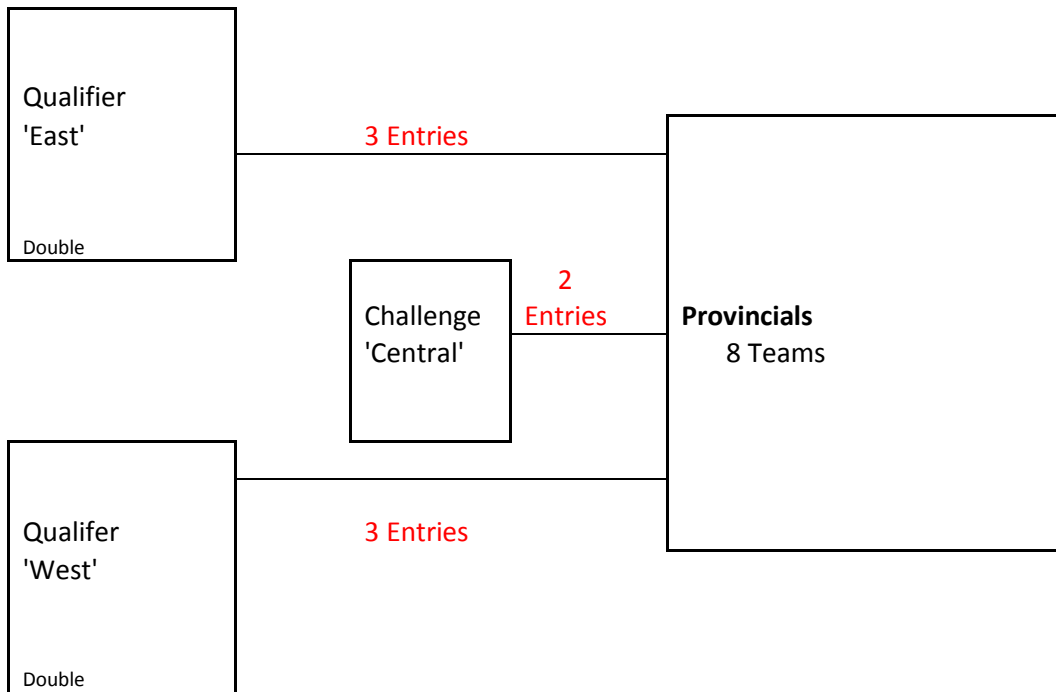
Senior Women's Event

**PROVINCIAL (8 TEAM – Round Robin to Semi and Final)**

Three (3) Regions – advancing two (2) teams directly to Provincials – If eight (8) teams or more in Region. If less than eight (8) then only one (1) team guaranteed other entry goes to weighted average

One (1) Open Challenge for two (2) entries to Provincials.

**Senior Women's Diagram**





**Juniors (now U-21)**

2015 Entries	Men 46	Women 39			
2014	49	48			
2013	54	51	Average Entries	50/46	Median Value 50/45

Men and Women

PROVINCIAL (8 TEAM – Round Robin to Semi and Final)

Three (3) Qualifiers – advancing two (2) teams directly to Provincials

All qualifiers will be self-seeded and teams will be allowed to enter the qualifier of their choice.

**Each Qualifier will advance two (2) teams to Provincial.**

One (1) Challenge Round Qualifiers

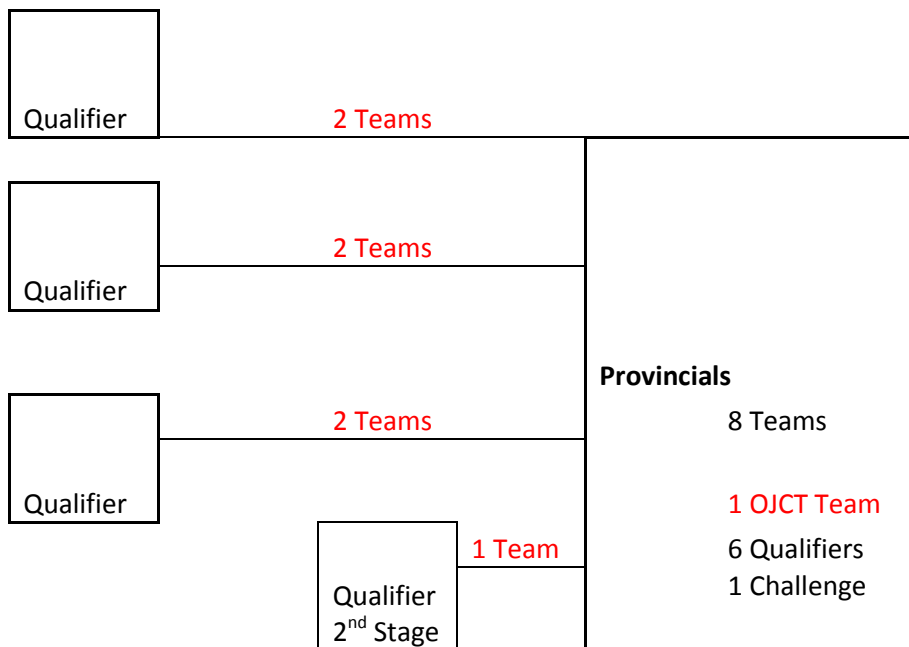
A single challenge round will be held to qualify one (1) team to Provincials. The Challenge round will be self-seeded by the teams participating.

**The challenge round Qualifier will advance one (1) team to Provincials.**

OJCT Hybrid Points Leaders – One (1) team will advance directly to Provincials

Points to be calculated from July 1 to Entry Deadline for Juniors annually.

**The OJCT system will advance one (1) team to Provincials.**







**Bantams (now U-18)**

2015 Entries	Boys 63	Girls 65			
2014	62	62			
2013	84	65	Average Entries	70/64	Median Value 73/64

Boys and Girls

PROVINCIAL (8 TEAM – Round Robin to Semi and Final)

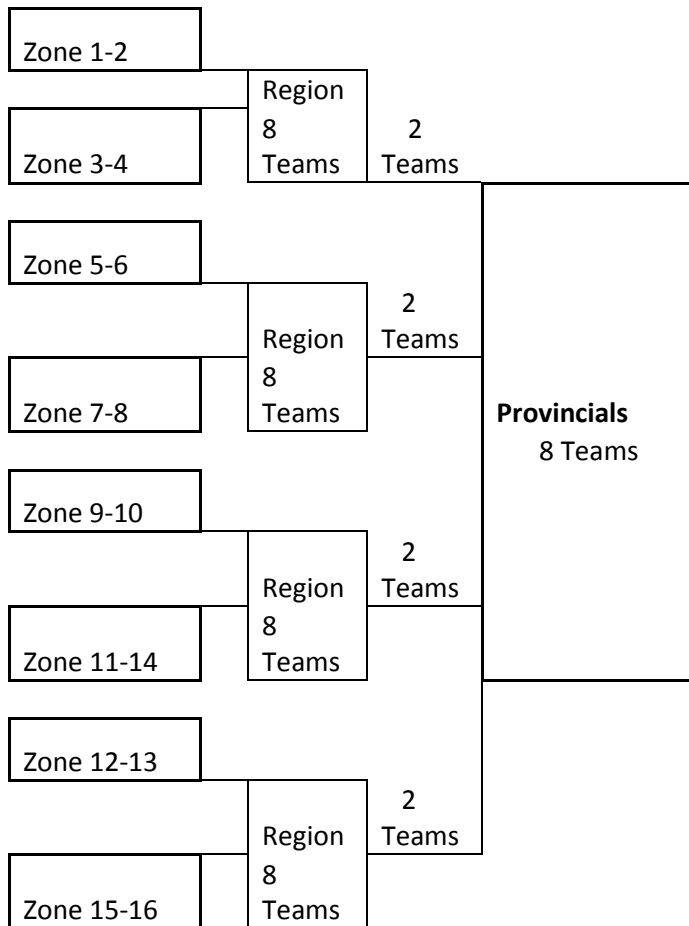
Eight (8) Combined Zones – each advancing a guaranteed two (2) entries to Regions and another four (4) entries assigned using weighted average.

Four (4) Regions – advancing two (2) teams

A total of eight (8) teams will participate at each Region for two (2) berths in the Provincials.

**Each Region will advance two (2) teams to Provincials.**

**U-18 Diagram**





**Master Men & Women**

2015 Entries	Men 89	Women 36			
2014	82	25			
2013	92	31	Average Entries	88/31	Median Value 87/30

Master Men

PROVINCIAL (8 TEAM – Round Robin to Semi and Final)

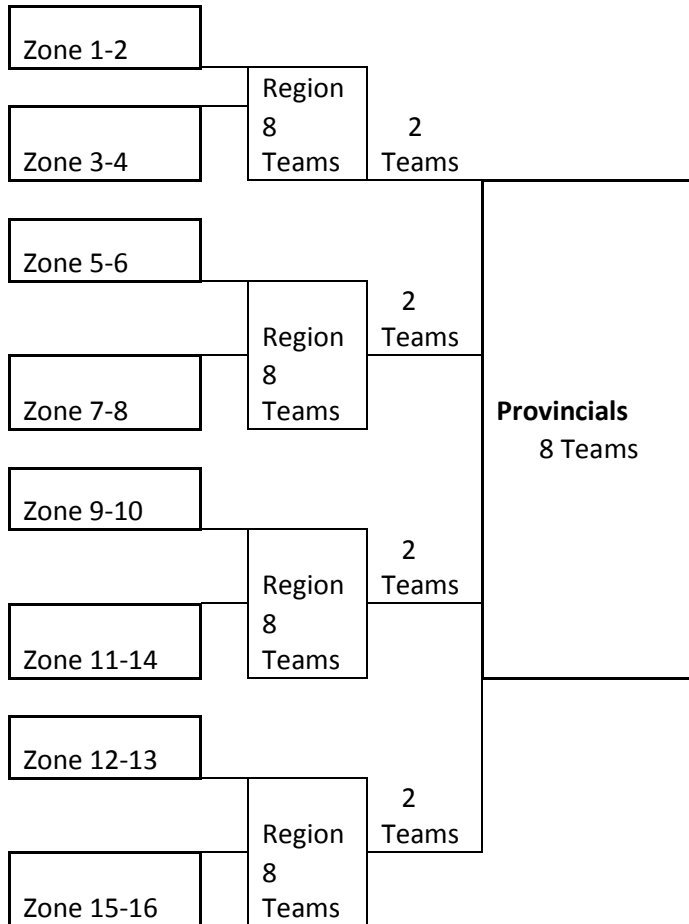
Eight (8) Combined Zones – each advancing a guaranteed two (2) entries to Regions with another four (4) entries being assigned using weighted-average calculations.

Four (4) Regions – advancing two (2) teams directly to Provincials

A total of eight (8) teams will participate at each Region for two (2) berths in the Provincials.

**Each Region will advance two (2) teams to Provincials.**

**Master Men Diagram**





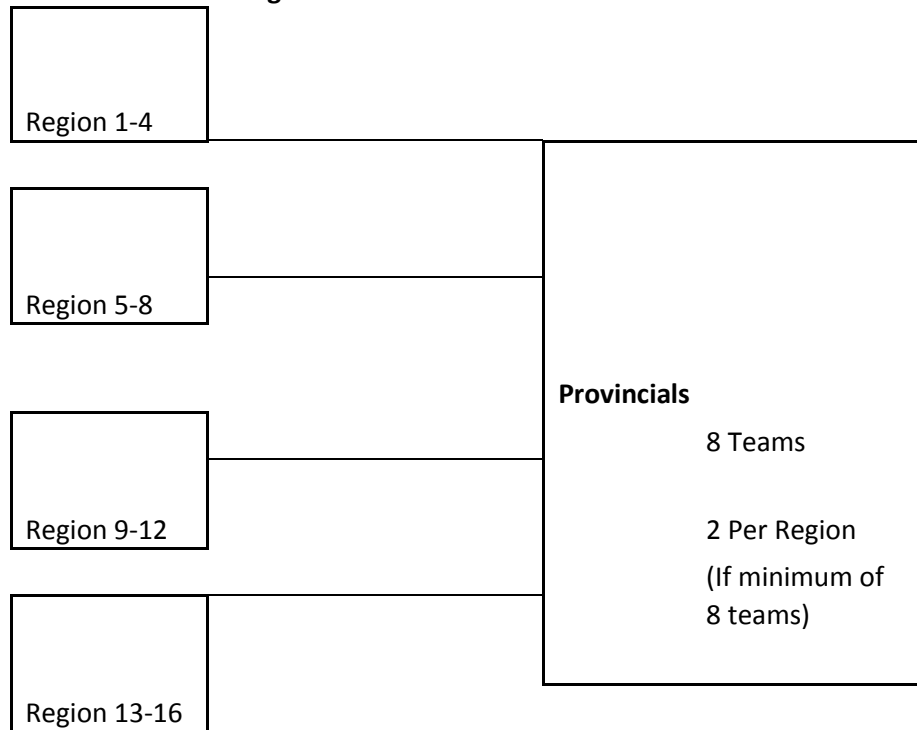
Master Women

PROVINCIAL (8 TEAM – Round Robin to Semi and Final)

Four (4) Regions – advancing two (2) teams directly to Provincials – If eight (8) teams or more in Region. If less than eight (8) then only one (1) team guaranteed other entry goes to weighted average

**Each Region will advance two (2) teams to Provincials.**

**Master Women's Diagram**





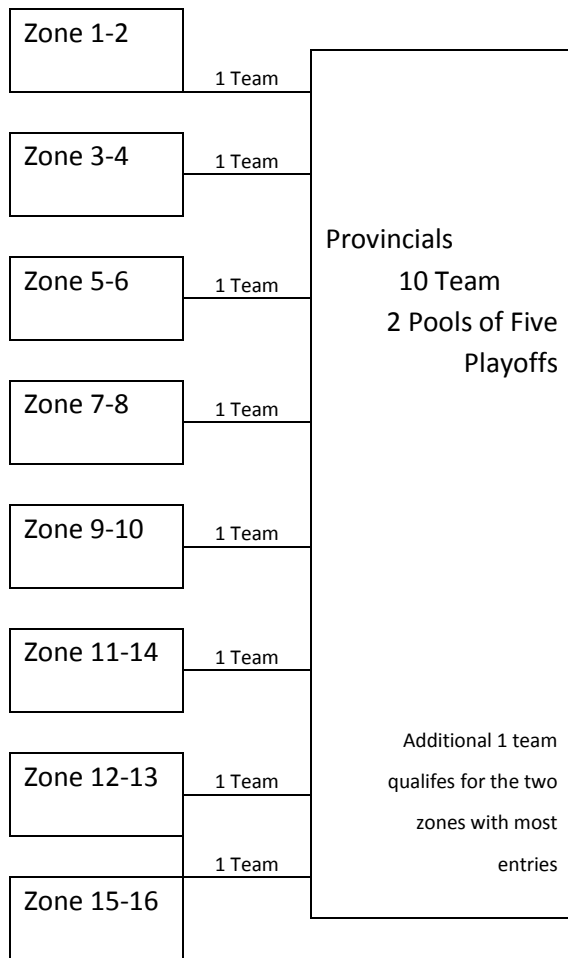
**Men & Women Curling Club Championship**

2015 Entries	Men 91	Women 73			
2014	102	77			
2013	96	74	Average Entries	96/75	Median Value 97/75

PROVINCIAL (10) TEAM – Two (2) Pools of Five (5) Round Robin to Semi and Final

Eight (8) Combined Zones – each advancing a guaranteed one (1) entry to Provincials with another spot being assigned to the two (2) combined zone with most entries.

**Club Championship Diagram**





**Mixed**

2015 Entries	78			
2014	73			
2013	82	Average Entries	78	Median Value 77

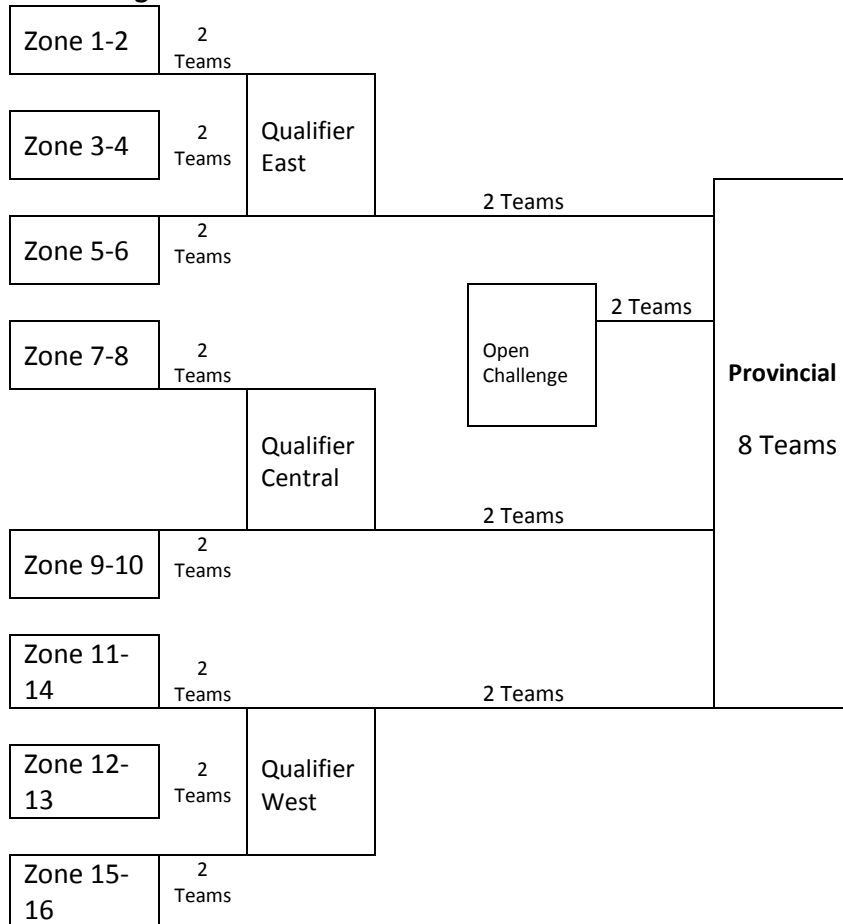
PROVINCIAL (8 TEAM – Round Robin to Semi and Final)

Eight (8) Combined Zones – each advancing a guaranteed two (2) entries to Regions with another four (4) entries being assigned using weighted-average calculations.

Three (3) Regions – advancing two (2) teams directly to Provincials  
 A total of eight (8) teams will participate at each Region for two (2) berths in the Provincials.

One (1) Open Challenge – advancing two (2) teams directly to Provincials

**Mixed Diagram**





**Mixed Doubles**

2015 Entries	24			
2014	32			
2013	32	Average Entries	29	Median Value 28

PROVINCIAL (Open entry with a bonspiel format to qualifiers)



**Colts & Trophy (Open Event)**

2015 Entries	Men 85	Women 34			
2014	95	41			
2013	108	46	Average Entries	96/40	Median Value 97/40

Colts (Men’s)

Teams will participate in a combined Zones (8 Zones) competition with a guaranteed two (2) teams advancing to Regions and another four (4) positions available for weighted-average. A total of eight (8) teams will participate in each of the four (4) regions and each region will advance two (2) teams to the Provincial Championship. The Provincials will be an eight (8) team round robin event with the winner being declared at end of round robin.

Trophy (Women’s)

Teams will participate in four (4) regional competitions with each region advancing two (2) teams to the Provincial Championship. The Provincials will be an eight (8) team round robin event with the winner being declared at end of round robin.

**Intermediate Men (40+) and Women (35+)**

2015 Entries	Men 56	Women 36			
2014	75	50			
2013	74	52	Average Entries	68/46	Median Value 65/44

Intermediate (Men’s)

Teams will participate in a combined Zones (8 Zones) competition with a guaranteed two (2) teams advancing to Regions and another four (4) positions available for weighted-average. A total of eight (8) teams will participate in each of the four (4) regions and each region will advance two (2) teams to the Provincial Championship. The Provincials will be an eight (8) team round robin event with the winner being declared at end of round robin.

Intermediate (Women’s)

Teams will participate in four (4) regional competitions with each region advancing two (2) teams to the Provincial Championship. The Provincials will be an eight (8) team round robin event with the winner being declared at end of round robin.



**Senior Mixed**

2015 Entries	103			
2014	96			
2013	102	Average Entries	100	Median Value 100

Teams will participate in a combined Zones (8 Zones) competition with a guaranteed two (2) teams advancing to Regions and another four (4) positions available for weighted-average. A total of eight (8) teams will participate in each of the four (4) regions and each region will advance two (2) teams to the Provincial Championship. The Provincials will be an eight (8) team round robin event with the winner being declared at end of round robin.

**Bantam Mixed (Now U-18 Mixed)**

2015 Entries	86			
2014	90			
2013	92	Average Entries	89	Median Value 89

Teams will participate in a combined Zones (8 Zones) competition with a guaranteed two (2) teams advancing to Regions and another four (4) positions available for weighted-average. A total of eight (8) teams will participate in each of the four (4) regions and each region will advance two (2) teams to the Provincial Championship. The Provincials will be an eight (8) team round robin event with the winner being declared at end of round robin.

**Challenges Men and Women**

2015 Entries	Men 93	Women 51		
2014	91	51		
2013	111	57	Average Entries 98/53	Median Value 101/54

Challenges

Teams will participate in a Zone (16 Zones) competition with a guaranteed two (2) teams advancing to Provincials. The Provincials will be a thirty-two team four event bonspiel.





**Silver Tankards Men & Women Tankard**

2015 Entries	Men	32	Women	26		
2014		34		23		
2013		50		32	Average Entries	39/27
					Median Value	41/27

Tankards

Current system to qualify teams to a Provincial.

**U-21 Mixed Doubles (New Event – replaces Junior Mixed)**

Three qualifying sites will be hosted with an open entry format to advance eight (8) teams each to a Provincial final of twenty-four (24) teams participating with eight (8) advancing to a playoff round.

This new event will be supported by the Ontario Curling Council High Performance initiative in an effort to increase athlete involvement in the Mixed Doubles format to prepare for the 2022 Olympic cycle.